



The Research Ramp-Up Continuum

Bringing On-Campus Research Activities Back Online as COVID-
Restrictions Ease

Presenters

Panelists:

- Karen Hartman, Div. Chair, Shared Services Research Admin., Mayo Clinic
- J.R. Haywood, Assist. Vice Pres., Office of Regulatory Affairs, Michigan State Univ.
- Ara Tahmassian, Chief Research Compliance Officer, Harvard Univ.

Moderator:

- Sara Bible, Assoc. Vice Provost for Research, Stanford Univ.

Presentation Overview

- **The Ramp Up Continuum**
 - **From Just Beginning to Lessons Learned**
- **Getting Ready for Re-Entry**
 - **Planning**
 - **Re-Opening Buildings**
 - **Ensuring Support Services are in Place**
 - **Screening & Testing**
- **Special Considerations for Basic, Animal, and Clinical Research**
- **Addressing Possible Retrenchment**

POLL 1: Where is your Campus on the Ramp Up Continuum?

- **Poll Question: What percentage of lab-based research activities on your campus have reopened?**
- **A. 0-25%**
- **B. 26-50%**
- **C. 51-75%**
- **D. 76-100%**

A hand holding a set of keys against a background of a person's arm and a blurred background. The text "Getting Ready for Re-Entry" is overlaid in white. There are yellow horizontal bars above and below the text, and a thin white line below the text.

Getting Ready for Re-Entry

Planning

- **State lifting “stay at home order”**
 - **Consistency with any state restrictions**
- **Planning Team(s)**
- **Roles and Responsibilities**
 - **How are decisions for reopening made (e.g. Committee, Deans, Chairs, etc.).**
- **Populations that Must be Considered**
 - **Faculty**
 - **Staff**
 - **Students**
 - **High Risk Employees**

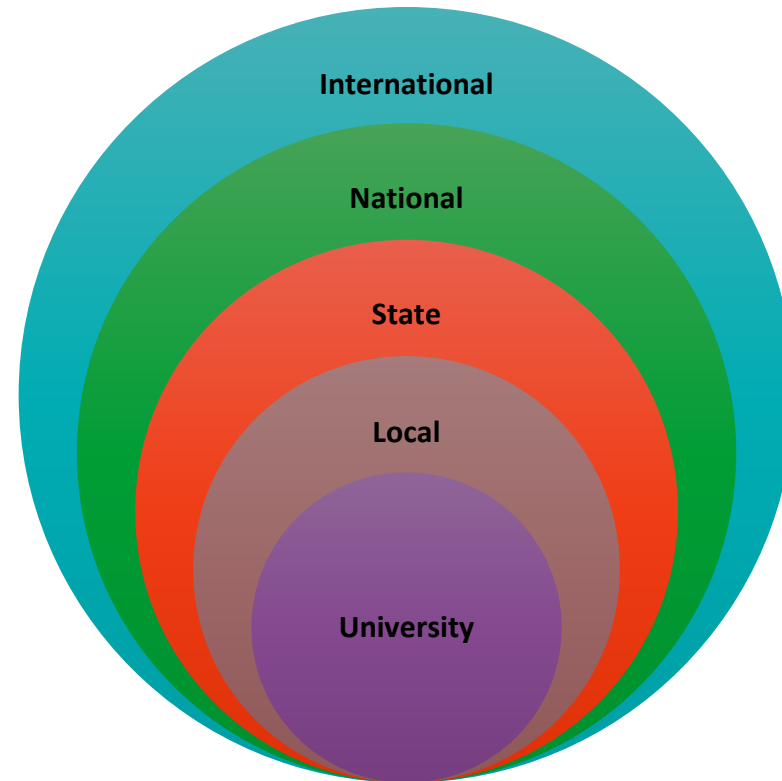


Planning

- **Access to Personal Protective Equipment (PPE)**
- **Phasing and low-density planning**
 - **Those who can work remotely should continue to do so**
- **Coordination between research, teaching, clinical and administrative**
- **Administrative support (e.g. receiving supplies, building maintenance, housekeeping)**
- **Arrangements for food services, lunch space, etc.**
- **Commute to and from work**
- **Access Control**
- **Training**

Complexity

Safely restarting on-campus research is complex and depends on factors that are outside of our control!



Planning (Operational Issues)

It is complex!

As you plan for the resumption of on-campus research you need to:

Walkthrough the entire ***life-cycle** of the research process

+

Additional factors related to COVID-19 control

And determine what changes are required to support it!

- ***Life Cycle** includes: experimental procedures, human subject, animal research, lab supplies, core/shared facility usage, data management, research administration, receiving, break-rooms, etc.
- *** Additional factors**: staff/student return to campus, social distancing, cleaning and disinfection, health monitoring, isolation, postings, elevator use, break areas, bathrooms, signage, commute, etc.



Reopening Buildings

- **Systems**
 - HVAC
 - Water
 - Fume hoods, biosafety cabinets, autoclaves


Reopening Buildings

- **Preparation**
 - **Addition of COVID Risks to Risk Assessments**
 - **Signage**
 - **Building use – conference rooms, break rooms**
 - **Understanding use of common, shared and individual spaces**
 - **Repurposing security systems to enforce social distancing**
 - **Sanitation – chemicals to use, frequency, hand sanitizer**
 - **Supply chain – PPE, disinfectants**
 - **Which buildings open first?**

Ensuring Support Services are in Place

- **Support Services & Personnel**
 - **Campus Maintenance, Security & Custodial Services**
 - **Research Specific Services, e.g., Core Labs, Computing Facilities, Libraries**
 - **Regulatory Committees (IRB, IACUC, Biosafety)**
 - **Impact of illness & Furloughs**
 - **Union Considerations**

Special Considerations: Animal Research



Special Considerations: Animal Research

- **Assessments**
 - **Mouse colonies**
 - **Large animals**
 - **Staff**
- **Getting started**
 - **Scaling the ramp up with attention to reversal**
 - **Animal ordering, breeding colonies**
 - **Scheduling access and use of spaces**
 - **Supply chain – animals, PPE**
- **Remembering the emergency preparedness plan:**
 - **“Disaster won’t follow your plan”**



Special Considerations: Human Subjects Research



Coordination with Clinical Practice or Clinic/Hospital

- **Numbers of patients on site (any restrictions)**
- **COVID-19 screening and testing: meeting the requirements of clinic/hospital and/or study**
- **Conserving PPE**
- **Limiting onsite activities for specific populations**

Participant's (Patient's) Perspective

- Type of trial, and need to be seen for clinical care
- Concern for safety -- masking, social distancing
- Screening & Testing expectations
- Travel to site concerns



Staffing Implications

- **Study staff concerns and/or accommodations**
- **Furloughs or reduced availability of staff in ancillary areas**
- **Identify work that can be done or continue to be done remotely**

Sponsor/Industry Coordination

- **Building or on-campus restrictions: how to manage monitoring, qualification visits, study close out requirements**
- **Communication of expectations and changes critical**
- **Start thinking new : Creation of video library to meet needs, use of electronic health record for remote monitoring, other ideas**

Regulatory Implications



Regulatory Committee requirements



Reporting requirements – deviations, modifications



Documentation and process (e.g., consent)



Executive orders and state/city requirements

Special Considerations: Basic Research

- **Open labs**
- **Shared Space**
- **Shared Equipment**
- **PI with labs in multiple buildings**
- **PI with staff with specialized skills**

Special Considerations: Basic Research

- **Assignment of Workbench with >6 feet separation**
- **Mentor/Mentee Interactions**
- **Shifts**
- **Disinfection in between shifts**
- **Movement of researchers within the lab**
- **Equity!**



An underwater photograph showing a deep ocean trench. The water is a clear, vibrant blue. The rocky walls of the trench are dark and rugged, with some greenish-yellow algae or coral growth. The perspective is from within the trench, looking down its length.

Retrenchment

Retrenchment

- Monitoring
- Triggers for retrenchment
 - Governmental triggers
 - Institutional triggers
- Full or partial retrenchment

CDC COVID Data Tracker

USA

1,938,823

TOTAL CASES

CDC | Updated: Jun 8 2020 6:17PM

USA

110,375

TOTAL DEATHS

CDC | Updated: Jun 8 2020 6:17PM


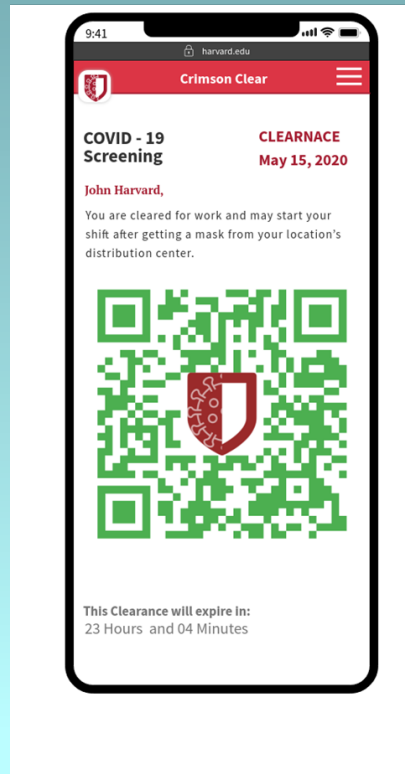
Retrenchment

- How are you monitoring employee health?
- Who is trending data within the institution to identify clusters?
- How is information reported to decision makers?
- What is the contingency plan for rapid lab/building Closure in the event of:
 - Identified Cluster within a lab/building
 - Local (city/county/state) resurgence and closure orders?

Monitoring Through Screening, Testing & Contact Tracing

- **Bringing Personnel Back on Campus**
 - **Research Personnel**
 - **Health Screening & COVID Testing**
 - **Contact Tracing**
 - **Occupational Health & Risk Assessments**

Example of Daily Monitoring



POLL 2: Will your campus require COVID-19 testing for returning employees?

- **A. Yes**
- **B. No**
- **C. Discussing**
- **D. Unsure**

Take Aways

- **Need to include a broad spectrum of stakeholders**
- **Be flexible!**
 - **Needs of researchers are different**
 - **Situation/information changes rapidly**





Questions and Answers

**Next Session: Tomorrow,
June 11 at 12:00 EDT: Federal
Legislative and Congressional
Update**

Thank You

Visit us at www.cogr.edu



Copyright © 2020 by COGR. All Rights Reserved.