

COGR Membership Survey Results

October 2019 COGR Meeting
Washington Marriott, Washington DC

October 25, 2019

COGR

Council On Governmental Relations

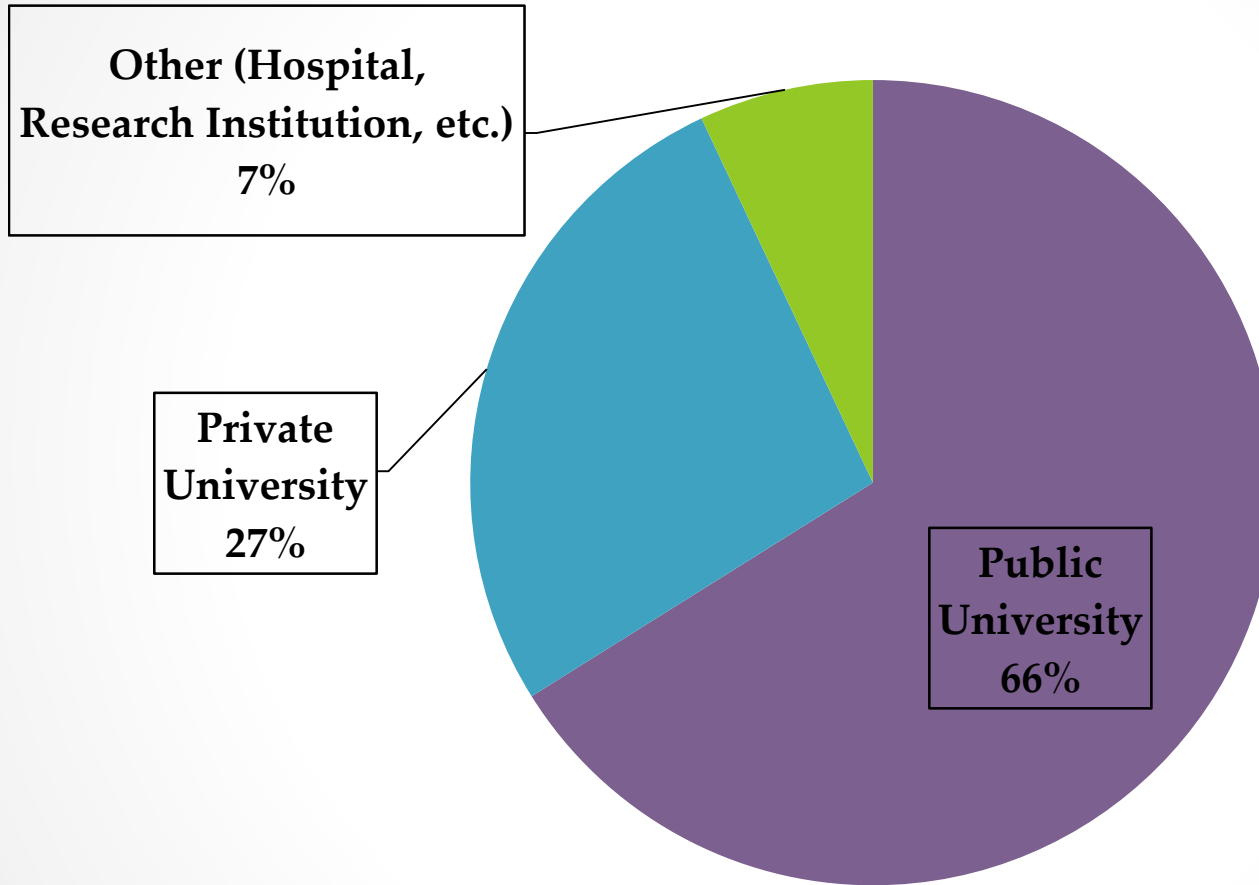
An association of research institutions



Survey Notes

- On-line survey, conducted Aug-Sept 2019
- 331 members initiated a survey response
- Some clear conclusions and action items
- Some items for Board discussion
- Many thoughtful and helpful comments!
- We will keep you posted on next steps

General Information





General Information

Years in profession

- 20+ years: 54%
- 10+ years: 87%
- 5+ years: 95%



General Information

Years attending COGR:

- 20+ years: 13%
- 10+ years: 14%
- 5+ years: 21%
- 1+ year: 19%
- < 1 year: 3%



General Information

79% have never participated on the Board, Committees, or a COGR Working Group.

87% willing to participate in a future working group.

61% do not know how to become more involved, especially in a committee or working group capacity.



Meeting Logistics

Customer Service at Hotel, Meeting Length, Registration Fee, Food Quality, Time Allotted for Networking all scored well.

Hotel Pricing and Dietary Option Variety scored “somewhat” well.

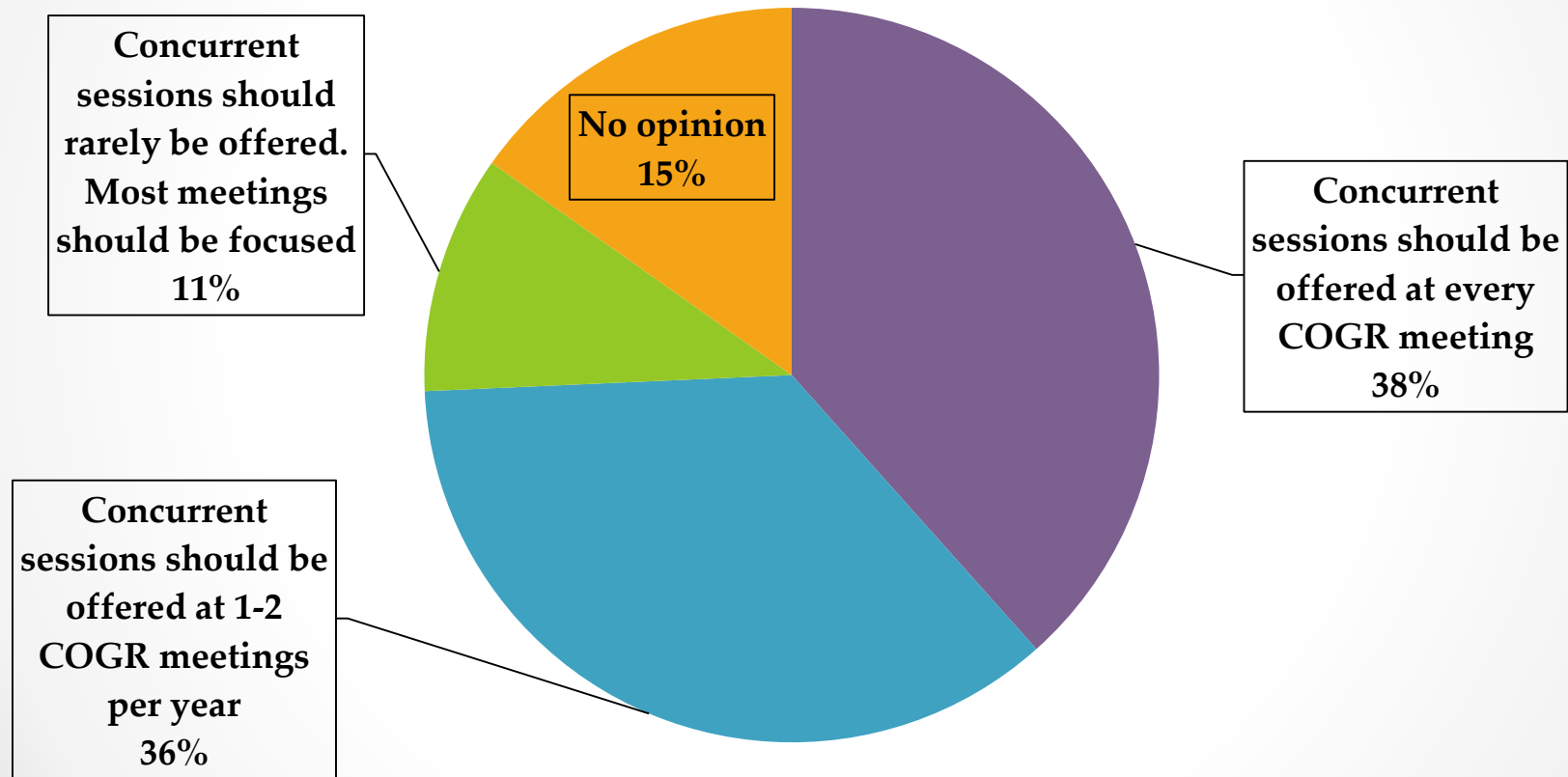


Meeting Format - Participants

Which entities would be beneficial to have in attendance for networking?

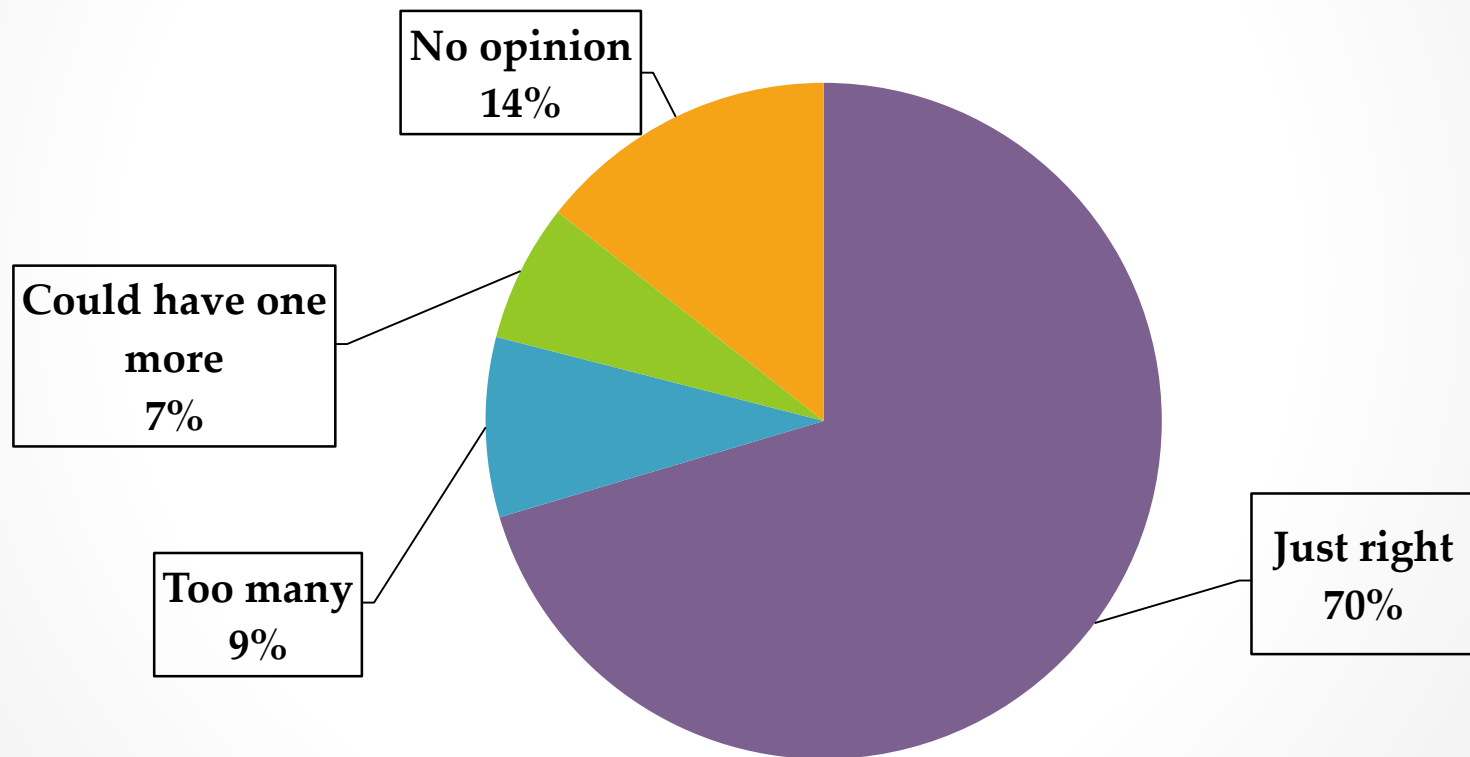
- Federal reps: 94%
- Reps from other assocn's: 71%
- Consultants: 42%

Meeting Format – Concurrent Sessions on Thursday mornings



Meeting Format – No. of Meetings/Yr

Is 3 the right number?



Meeting Format – Relevant Topics

Relevance

- Great or mostly relevant: 81%
- No opinion*: 18%
- Not relevant: 1.3% (3 responses)

**Likely from those who do not attend meetings*

Sessions that aren't relevant to day to day work

- Will still attend: 65%
- Attend but will do other work: 18%
- Generally won't attend: 11%



Meeting Format – Committee Reports

Sufficient time?

- Yes: 48%
- No: 18%
- No opinion: * 35%

**Likely from those who do not attend meetings*

When on Friday morning?

- No strong preference: 58%
- First thing: 28%
- At the end: 9%

Meeting Format – Friday AM

Attend all Friday sessions?

- Yes: 61%
- Sometimes: 24%
- No: 15%

If you leave early, why?

- To return home at a reasonable time: 53%
 - Limited flight options: 35%
 - Not interested in the Friday topics: 14%
- (10 responses)



COGR Updates and Meeting Reports

Frequency: 4% want more. No one wants less.

Easy to navigate? 99.5% say yes

Quality?

- Great (extremely helpful): 59%
- Good (usually helpful): 35%



Publications

Helpful COGR Publications:

- F&A Paper: 76%
- Research Regulatory Matrix: 68%
- 62% F&A Rate Survey: 62%
- Regulatory Changes since 1991: 55%
- Effective Mngmnt Practice Guide: 53%
- IP/Tech Transfer Publications: 18%

Additional topics to cover?

- Yes: 5%
- No: 17%
- No opinion: 78%



Website

How often do you access (not counting registration)?

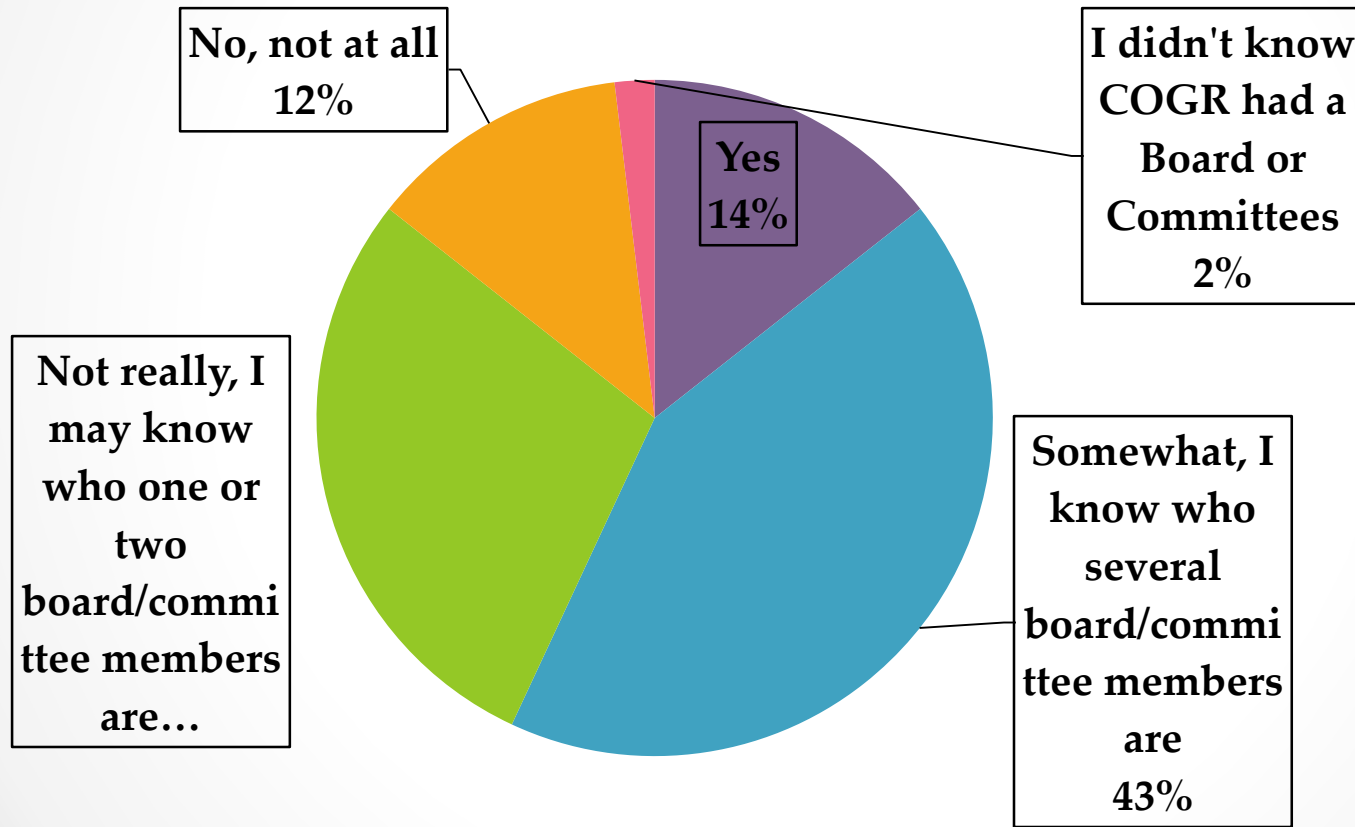
- At least once every few months: 50%
- Sometimes: 28%
- Often: 7%

Preferred means of receiving relevant information (top 3)

- Attend Meetings: 78%
- Newsletter/Updates: 76%
- Listserv Updates: 75%
- Attend Mtgs Remotely: 36%
- Website: 22%
- Webinars: 21%
- Social Media: 5%

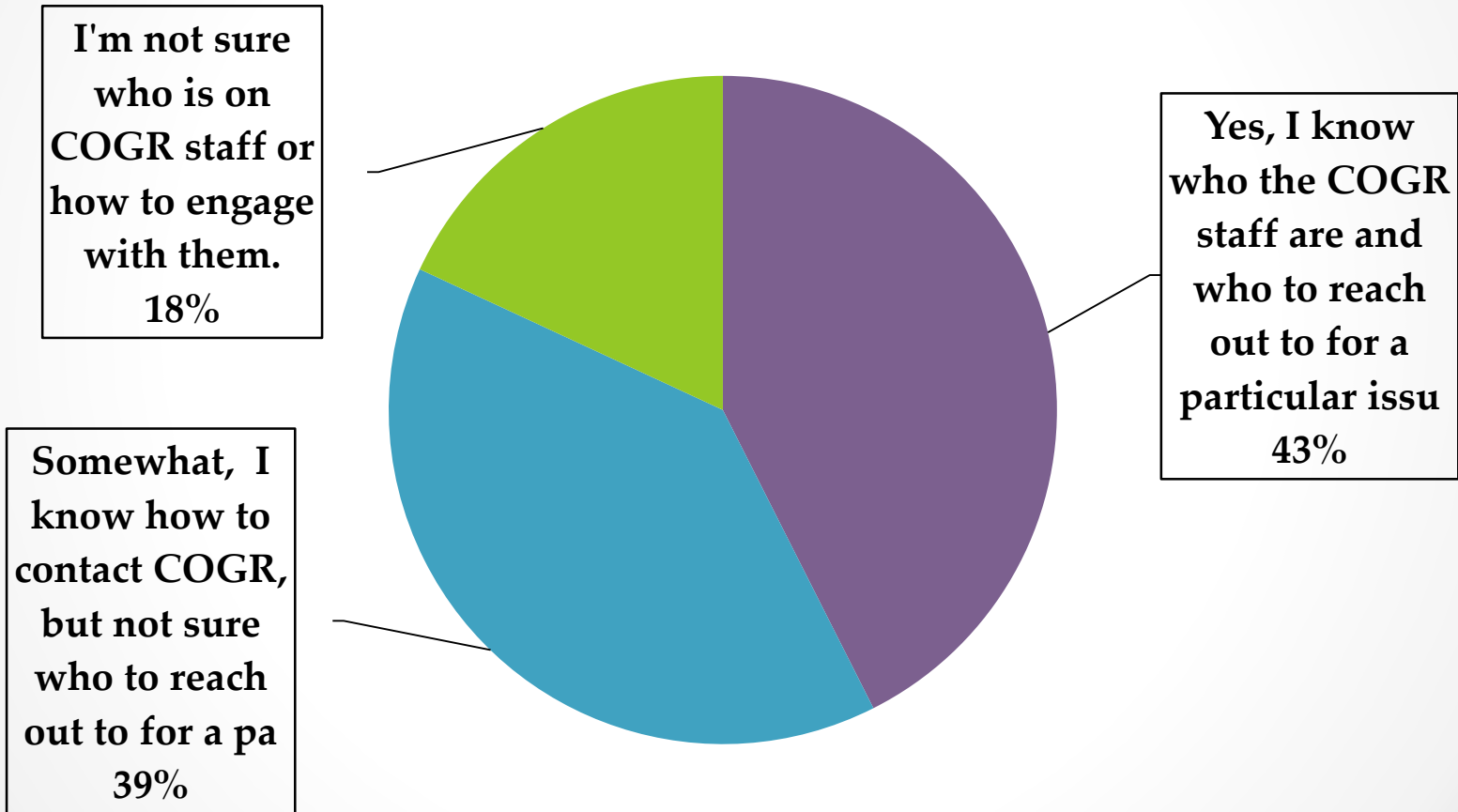
Membership Engagement - Logistical

Do you know who the Board and Committees are?



Membership Engagement - Logistical

Do you know who COGR staff are?





Membership Engagement - Logistical

Are COGR Board/Committees/staff accessible during meetings?

- COGR staff: 61%
- COGR Board: 46%
- Committee members: 45% accessible
- No one: 3.3% (7 responses)

Familiar with issues covered by each Committee?

- Somewhat: 59%
- Very familiar: 30%
- Not at all: 11%

Satisfied with your connection to others at COGR meetings?

- Yes: 45%
- Somewhat: 33%
- Would welcome greater connection: 22%



Membership Engagement – Diversity

“COGR strives to be inclusive of all the diversity our members bring to COGR. How are we doing? We would appreciate candid comments on this topic.”

Many important comments, all of which are being read.



Issues and Mission

Does COGR address the issues important to your institution?

- All of the time: 47%
- Most of the time: 50%
- Sometimes: 3%

Does COGR operate in a manner consistent with its mission statement?

- 92% say yes



Other Comments?

Thank you for helping us make COGR
a first-class organization!